


Summer 2024

Reading Templates and Examples

ELA Grades 9-12

Learning Ally, Classlink audiobook instructions.....	pg. 2
Chapter Summary Graphic Organizer.....	pg. 3-7
Comic Strip Examples, Rubric, Template.....	pg. 8-12
Poster Board Example (Character Map).....	pg. 13
Alternate Ending Template.....	pg. 14-17
Sequence Storyboarding Examples and Template.....	pg. 18-20



The summer audiobooks that are available in Learning Ally are marked with a headphone icon 🎧 on the recommended reading list.

Most of the books on the list are available in an audio format on ***Learning Ally*** in your ***Classlink***. You can listen to your books as you read along!

- *Go to Visit your **ClassLink** LaunchPad.*
- **Log in** to your ClassLink LaunchPad
- Find and select the **Learning Ally icon**.
- Arrive on the Learning Ally **Student Portal Dashboard**.
- Search for books on the summer reading list or something else.

There are 800,000 books in their library for you to choose! You can search for books by title, genre, author, or keywords. You can also browse books to add to your bookshelf to download them at a later date.

Chapter Summary Graphic Organizer

Book 1 Title:

Book 1 Author:

Summer Reading Summary (Continue to document for each Chapter of the books you are reading)

EXAMPLE: (Title: Animal Farm Author: George Orwell)

Chapter # and Name	Characters	Setting	Important Quote/pg. #	Why is the quote important?	3-4 sentence summary about the chapter
Example: Ch #1 A Dream	<i>Mr. Jones, Old Major, animals go of Manor Farm</i>	<i>England, Manor Farm</i>	<i>"Why do we continue in this miserable condition? Because nearly the whole of the produce of our labour is stolen from us by human beings." (pg.7)</i>	<i>This quote is important because it is what led to Old Major's suggestion about rebellion.</i>	<i>Old Major gives an inspiring speech to the other animals. The whole speech is built on socialist ideology, where their "labour" is 'stolen'. This speech is the catalyst for the rebellion.</i>

Chapter # and Name	Characters	Setting	Important Quote/pg. #	Why is the quote important?	3-4 sentence summary about the chapter

Chapter # and Name	Characters	Setting	Important Quote/pg. #	Why is the quote important?	3-4 sentence summary about the chapter

Chapter # and Name	Characters	Setting	Important Quote/pg. #	Why is the quote important?	3-4 sentence summary about the chapter

Chapter # and Name	Characters	Setting	Important Quote/pg. #	Why is the quote important?	3-4 sentence summary about the chapter

Comic Strip Examples








Comic Strip Checklist

<input type="checkbox"/> Did you choose an interesting or exciting part of the book?
<input type="checkbox"/> Was the comic strip completed? Did you fill in all of the panels?
<input type="checkbox"/> Does your comic include illustrations and text?
<input type="checkbox"/> Is it easy to follow the story in your comic? Will others understand?
<input type="checkbox"/> Are spelling, punctuation, and grammar correct?
<input type="checkbox"/> Does your comic retell the selected part of the book effectively?

Name:	Comic Title:		

Poster Board example (Character Map)



Alternate Ending Template

Name:

Book:

For this assignment, you will create an alternate ending to the book you read. This should be at least a page long, written in a similar style that the author of your book used, and include the same plot, setting, and characters that he/she used.

[illegible]

[illegible]

Sequence Storyboarding Examples

Name of Project: Body Sensor & Mobile/Web Interfaces

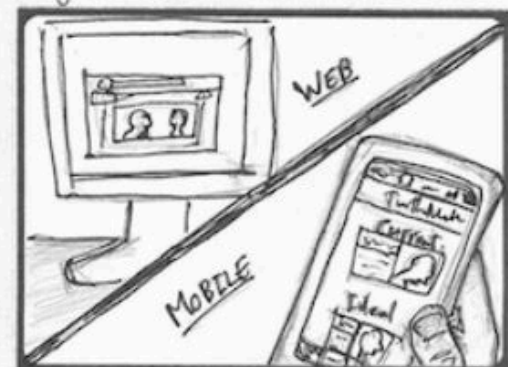
Group Members: 3/4 Harmony




☐ User working at computer adopts an unhealthy forward head posture.



☐ The sensor, adhered to the back of the user's neck, vibrates to alert the user to his unhealthy posture, and the connected mobile phone or computer plays an alert sound and displays an icon indicating an unhealthy posture.



☐ The user can check the app or web page for more information about the current unhealthy posture and what ideal posture should be adopted instead.



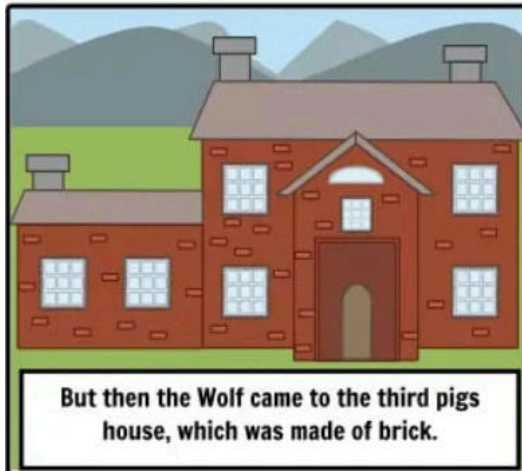
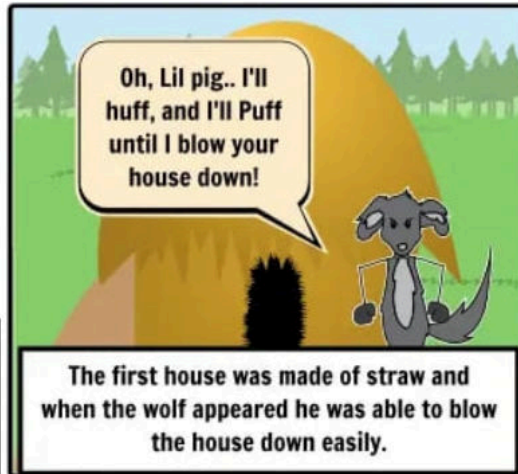

☐ He can track his posture over time, adjust settings and preferences and alerts, and view tips on improving posture on the app or web page.



☐ When the user corrects his posture, the sensor sends a brief vibration confirming the healthy posture, the app or web page sends an encouraging sound, and the taskbar/current posture icon change to reflect healthy posture.



☐ The user returns to work with a healthy posture!



Sequence Storyboard Draw the important events in the story on the storyboard from beginning to end

(beginning, middle, end) , and describe each drawing. You may use your own template.

